
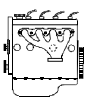
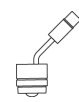

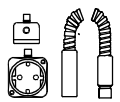
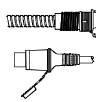



11174		VOLVO S40 1.6		VOLVO NR / NO:	25
				ÅRSMODEL / YEAR:	2011-
				MODELLKODE / CODE:	
				LAND / COUNTRY:	
					
B4164T3	414858		766	785	A

INSTALLATION:

Use heater no. **414858** in **F**. Mounting time: **A**

Note! This is an oil heater which preheats the oil, not the coolant.

Remove the engine compartment undertray.

The heater is to be mounted on the **F**-side of the oil sump.

Thoroughly clean the area where the heater is to be placed.

The bracket is to be mounted in the free threaded hole (1).

Fit the enclosed bolt (2) with lock washer and bracket (3). **Note!** The end with the cut corners (4) towards the heater. **Do not tighten the bolt.**

Apply the supplied DEFA Heat Sink Compound on the heater's contact surfaces.

Fit the heater (5), adjust the bracket so that the lug of the heater fits the hole (6) on the bracket.

Tighten the bolt (2) for the bracket, and make sure the heater is properly fastened.

Note! Bend the bracket if the pressure on the heater is too low and retighten the bolt.

