



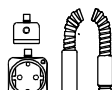




11182		VOLVO XC90 3.2		VOLVO NR / NO:	33
				ÅRSMODEL / YEAR:	2006-
				MODELLKODE / CODE:	
				LAND / COUNTRY:	
					
B6324S	411702		766	785	A

INSTALLATION:

Use heater no. **702** in **H**. Mounting time: **A**

Dismount the engine compartment undertray.

Cut the hose (1) as close to the angle as possible. **Note!** Minimum 45mm from the pipe.

Fit the hose end from the pipe (2) onto the lower heater outlet.

Adapt the hose (3) and fit it to the other heater outlet.

Top up with the coolant specified by the car manufacturer, and bleed the cooling system in accordance with the vehicle/car manufacturers specifications.

Check for leakages.

