








11562		KIA SPORTAGE 1.6 GDI		KIA NR / NO:	6
				ÅRSMODEL / YEAR:	2011-
				MODELLKODE / CODE:	
				KAROSSERI / CAR BODY:	
					
G4FD	413839		766	785	A

INSTALLATION:

Use heater no. **3839**. Mounting time: **A**

Note! This is an oil heater which preheats the oil, not the coolant.

Install the heater on the **F**-side of the oil pan.

Thoroughly clean the area where the heater is to be placed.

Remove the original bolt (1) and replace it with the enclosed bolt (2), lock washer, bracket (3) and spacer (4). Use the inner bracket (3) hole. Do NOT tighten the bolt yet.

Apply the supplied DEFA Heat Sink Compound on the heater's contact surfaces.

Fit the heater (5) onto the flat area on the oil pan.

Adjust the bracket and the heater and make sure the lug of the heater fits the hole of the bracket.

Tighten the bolt (2) and ensure that the heater fits well and tight.

NOTE! If the bracket does not press sufficiently on the heater, bend the bracket a little bit towards the heater before retightening the bolt.

Fasten the cable using cable ties to avoid it to touch rotating parts like drive shaft and pulley.

